



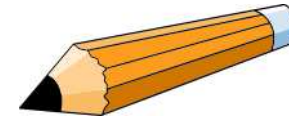
START



myhomeschoolmath.com

What am I?


I am used for writing
and drawing.
I have one pointed end.
I am your friend at school.



myhomeschoolmath.com

What am I?

You can open and close me.
I have many blank pages.
You can write on my pages.



myhomeschoolmath.com

What am I?

You can read and learn from me.
You can lend me to a friend.
My pages are full of letters.



myhomeschoolmath.com

What am I?

We are used for painting
and drawing.
We come in different colors.
You can sharpen us.



myhomeschoolmath.com

What am I?

I go to school every day.
You put books and a pencil
case inside me.
You carry me on your back.

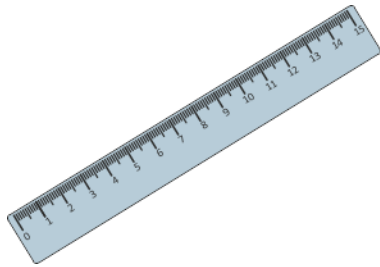


myhomeschoolmath.com

What am I?

I am used for measuring things.
I am used for drawing
straight lines.
I am made of plastic or wood.





myhomeschoolmath.com

What am I?


You put pencils in me.
I lie open on your desk at school.
You close me when
you don't need me.



myhomeschoolmath.com

What am I?

I am usually white.
I can correct your mistakes.
You can use me to
rub out your work.



myhomeschoolmath.com

What am I?

I have a shaggy head.
I like to doodle on paper.
You dip me in the paint.



myhomeschoolmath.com

What am I?


I am used for cutting.
I have two joined blades.
I can be made of
metal or plastic.



myhomeschoolmath.com

What am I?

I leave a sticky stain behind.
I am used to stick
things together.
I must have a lid.



myhomeschoolmath.com

END

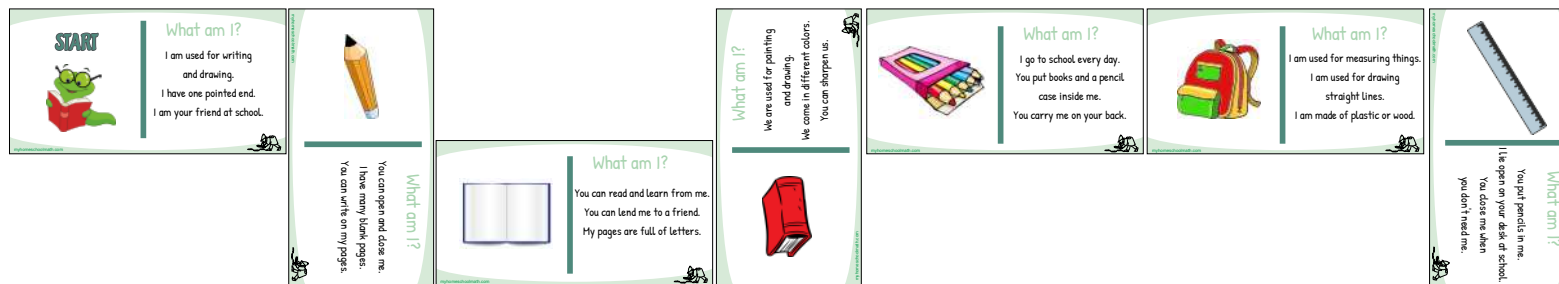


Domino Cards for Early Reading Comprehension

You can use the cards as a domino game or as separate cards, choose with your child the one that suits you best.

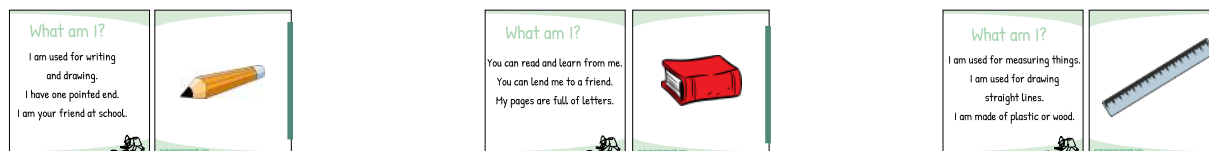
1. Children match descriptions to the pictures while playing a domino game.

Print the cards on thick paper and cut them out. Scatter the cards face up on the table and place START domino on the table. The child reads the text on the other side of the domino, guesses the answer and/or looks for a domino whose picture matches the text and connects two dominoes. Then the child (or the next child in the game) reads the text on the other side of the domino, says the answer and/or looks for a domino whose picture matches the text. The process continues until all dominoes are connected.



2. Children match descriptions to the pictures

Print the cards on thick paper and cut them out. Cut each card in half so that you have separate pieces of text and pictures. Spread the cards face up on the table. The child pulls out a card with the text, reads the task and finds the picture that matches the text.



Reading comprehension is the ability to read text, process it, and understand its meaning. It helps children expand their vocabulary, learn about the world, and understand complex concepts. It is the foundation for all other learning skills.