



START



myhomeschoolmath.com

What am I?


I have sharp teeth and claws.
I have a shaggy mane.
People called me
"King of the Jungle".



myhomeschoolmath.com

What am I?

I have no legs.
I say "hissssss".
People are usually
afraid of me.



myhomeschoolmath.com

What am I?

I have four long legs.
I have a very long neck.
I have spots.
I like to eat leaves.



myhomeschoolmath.com

What am I?


I am very slow.
I leave a trail of slime behind.
I carry the house on my back.



myhomeschoolmath.com

What am I?

I am small and have six legs.
I always live in a large groups.
I am very hardworking
and strong.



myhomeschoolmath.com

What am I?

I usually live on a farm.
I have a mane and a long tail.
I am used for riding.





myhomeschoolmath.com

What am I?

I am very shy.
I have two long ears.
I like to eat carrot
and lettuce.



myhomeschoolmath.com

What am I?

I love bananas.
I have a furry body.
I have long legs and hands.
I live in trees.



myhomeschoolmath.com

What am I?

I have prickly spines.
I'm small and shy.
When in danger, I curl up
in to a spiky ball.



myhomeschoolmath.com

What am I?

I have many legs.
I eat leaves.
One day I will turn
into a butterfly.



myhomeschoolmath.com

What am I?

I have four thin legs.
I look like a horse.
I have black-and-white
striped coat.



myhomeschoolmath.com

END




Domino Cards for Early Reading Comprehension

You can use the cards as a domino game or as separate cards, choose with your child the one that suits you best.


1. Children match descriptions to the pictures while playing a domino game.

Print the cards on thick paper and cut them out. Scatter the cards face up on the table and place START domino on the table. The child reads the text on the other side of the domino, guesses the answer and/or looks for a domino whose picture matches the text and connects two dominoes. Then the child (or the next child in the game) reads the text on the other side of the domino, says the answer and/or looks for a domino whose picture matches the text. The process continues until all dominoes are connected.



2. Children match descriptions to the pictures

Print the cards on thick paper and cut them out. Cut each card in half so that you have separate pieces of text and pictures. Spread the cards face up on the table. The child pulls out a card with the text, reads the task and finds the picture that matches the text.



Reading comprehension is the ability to read text, process it, and understand its meaning. It helps children expand their vocabulary, learn about the world, and understand complex concepts. It is the foundation for all other learning skills.