



START



myhomeschoolmath.com

What am I?


I have 4 legs.
You can sit on me.
I usually stand next
to the table.



myhomeschoolmath.com

What am I?

I serve as decoration.
You pour water into me.
I hold cut flowers.



myhomeschoolmath.com

What am I?


I am round or square.
I cover the floors.
I am soft and you walk on me.



myhomeschoolmath.com

What am I?

I stand in the kitchen.
I am cold inside.
There is food inside me.



myhomeschoolmath.com

What am I?

I am in the bedroom.
I have doors and shelves.
I keep clothes inside me.



myhomeschoolmath.com

What am I?

I am in the living room.
I am not a common chair.
I have two arms.






What am I?

I am in the bathroom.
I take care of your teeth.
You put toothpaste on me.

myhomeschoolmath.com



What am I?

I am in the bedroom.
I usually have a pillow.
You sleep on me.

myhomeschoolmath.com



What am I?

I am on the wall.
You can look through me.
I have glass inside me.

myhomeschoolmath.com



What am I?

I am in the kitchen.
I work on the electricity.
I am used for cooking.

myhomeschoolmath.com



What am I?

I am in the bedroom.
I usually lie on the bed.
You put your head on me.

myhomeschoolmath.com



END

myhomeschoolmath.com

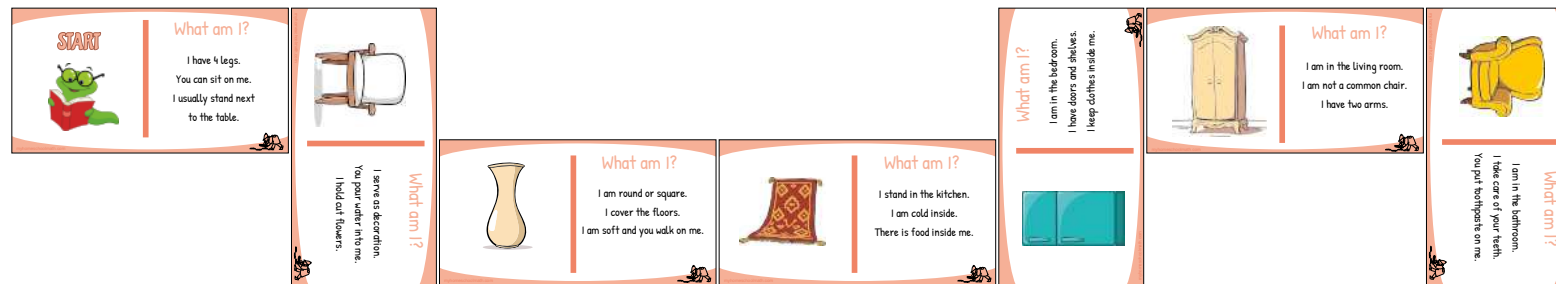


Domino Cards for Early Reading Comprehension

You can use the cards as a domino game or as separate cards, choose with your child the one that suits you best.


1. Children match descriptions to the pictures while playing a domino game.

Print the cards on thick paper and cut them out. Scatter the cards face up on the table and place START domino on the table. The child reads the text on the other side of the domino, guesses the answer and/or looks for a domino whose picture matches the text and connects two dominoes. Then the child (or the next child in the game) reads the text on the other side of the domino, says the answer and/or looks for a domino whose picture matches the text. The process continues until all dominoes are connected.



2. Children match descriptions to the pictures

Print the cards on thick paper and cut them out. Cut each card in half so that you have separate pieces of text and pictures. Spread the cards face up on the table. The child pulls out a card with the text, reads the task and finds the picture that matches the text.



Reading comprehension is the ability to read text, process it, and understand its meaning. It helps children expand their vocabulary, learn about the world, and understand complex concepts. It is the foundation for all other learning skills.