




START



myhomeschoolmath.com

What am I?

I am the gentle giant.
I live in the ocean.
I sing beautiful songs.



myhomeschoolmath.com

What am I?

I live deep in the sea.
I have eight long arms
and three hearts.
I hide in tight places.



myhomeschoolmath.com

What am I?

I live on land and in water.
My hide is rough and scaled.
I have a long tail and short legs
and lots of sharp teeth.



myhomeschoolmath.com

What am I?

I have no head.
I have 2 stomachs and 5 arms.
I live at the bottom of the sea.



myhomeschoolmath.com

What am I?

I live in a pond.
I have long hind legs.
I can jump and swim well.
My skin is smooth and moist.



myhomeschoolmath.com

What am I?

I live in the sea.
I have many long tentacles.
Sometimes I sting
swimming people.





What am I?

I live on the seafloor.
I have ten legs.
I have a nice pair of claws.


myhomeschoolmath.com



What am I?

I swim very fast and deep.
I have a pointed fin on my back.
I have very sharp teeth.
People are afraid of me.

myhomeschoolmath.com



What am I?

I am a small sea creature.
I have very hard outer covering.
I have no legs or arms.
When in danger, I close myself.


myhomeschoolmath.com



What am I?

I am a mammal.
I like to swim after ships.
I click and whistle.
I am joyful and playful.

myhomeschoolmath.com



What am I?

I live on snow and ice.
I am a bird but I can't fly.
I can swim well.
I have a black and white suit.

myhomeschoolmath.com



END

myhomeschoolmath.com




Domino Cards for Early Reading Comprehension

You can use the cards as a domino game or as separate cards, choose with your child the one that suits you best.

1. Children match descriptions to the pictures while playing a domino game.

Print the cards on thick paper and cut them out. Scatter the cards face up on the table and place START domino on the table. The child reads the text on the other side of the domino, guesses the answer and/or looks for a domino whose picture matches the text and connects two dominoes. Then the child (or the next child in the game) reads the text on the other side of the domino, says the answer and/or looks for a domino whose picture matches the text. The process continues until all dominoes are connected.



2. Children match descriptions to the pictures

Print the cards on thick paper and cut them out. Cut each card in half so that you have separate pieces of text and pictures. Spread the cards face up on the table. The child pulls out a card with the text, reads the task and finds the picture that matches the text.



Reading comprehension is the ability to read text, process it, and understand its meaning. It helps children expand their vocabulary, learn about the world, and understand complex concepts. It is the foundation for all other learning skills.