



START



myhomeschoolmath.com

What am I?

I am a long vehicle.
I travel on a railway line.
I have a locomotive.
I carry people or goods.



myhomeschoolmath.com

What am I?


I drive on roads.
I have four wheels.
I am moved by a motor.
I take you places fast.



myhomeschoolmath.com

What am I?

I travel to space.
I am tall and pointy.
I blast off into the sky.



myhomeschoolmath.com

What am I?


I am round in shape.
I am found on cars.
I am found on bikes.
You can pump air into me.



myhomeschoolmath.com

What am I?

I have wings.
I can fly high in the sky.
I carry people and cargo
over long distances.



myhomeschoolmath.com

What am I?

I need hot air to rise.
I float in the sky.
I carry people inside a basket.
I am big and colorful.





myhomeschoolmath.com

What am I?

I sail on water.
I carry people or cargo.
across oceans and rivers.



myhomeschoolmath.com

What am I?

I drive on roads.
I have many seats.
I take people to places.
I have a driver and a conductor.



myhomeschoolmath.com

What am I?

I have two wheels.
I can be common or electric.
I am used for transportation
or recreation.



myhomeschoolmath.com

What am I?

I am an electric vehicle.
I travel on tracks laid
along roads through the city.



myhomeschoolmath.com

What am I?

I move through the air.
I am lifted by spinning blades.
I have no wings no wheels.



myhomeschoolmath.com

END

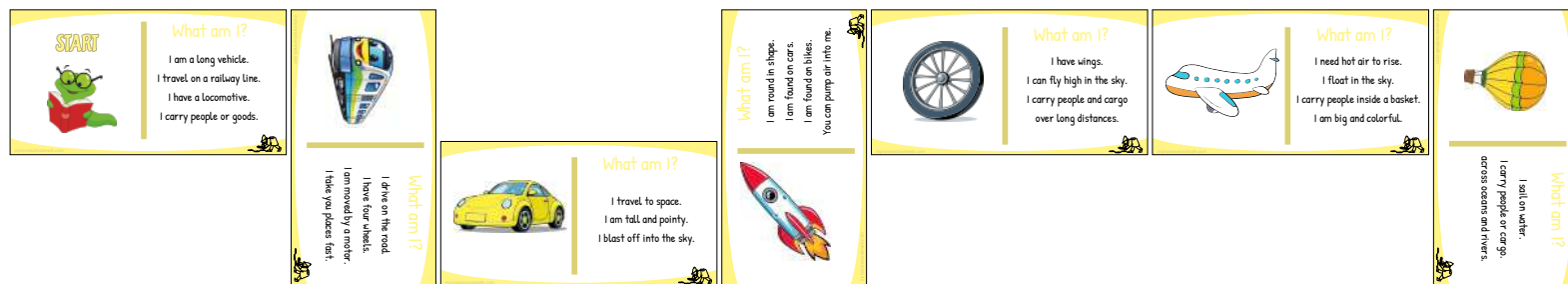


Domino Cards for Early Reading Comprehension

You can use the cards as a domino game or as separate cards, choose with your child the one that suits you best.

1. Children match descriptions to the pictures while playing a domino game.

Print the cards on thick paper and cut them out. Scatter the cards face up on the table and place START domino on the table. The child reads the text on the other side of the domino, guesses the answer and/or looks for a domino whose picture matches the text and connects two dominoes. Then the child (or the next child in the game) reads the text on the other side of the domino, says the answer and/or looks for a domino whose picture matches the text. The process continues until all dominoes are connected.



2. Children match descriptions to the pictures

Print the cards on thick paper and cut them out. Cut each card in half so that you have separate pieces of text and pictures. Spread the cards face up on the table. The child pulls out a card with the text, reads the task and finds the picture that matches the text.



Reading comprehension is the ability to read text, process it, and understand its meaning. It helps children expand their vocabulary, learn about the world, and understand complex concepts. It is the foundation for all other learning skills.