



START



myhomeschoolmath.com

What am I?

I am round and full of air.
People like to kick me.
I am black and white.



myhomeschoolmath.com



What am I?

I am soft and comfortable.
I have laces.
I fit your foot.
You need me for sports.



myhomeschoolmath.com

What am I?

I am round and full of air.
I am yellow and small.
People hit me with a racket.

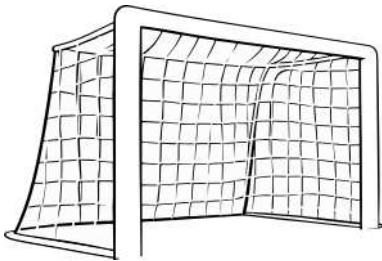


myhomeschoolmath.com



What am I?

I sit at the end of the
soccer field.
I have a large net and a big
opening for the ball.



myhomeschoolmath.com

What am I?

You hit the ball with me.
You hold me in your hand.
I have a handle and a frame
with a stretched strings.




myhomeschoolmath.com



What am I?

I am used for hitting small balls.
You hold me in your hand.
I have a short handle
and two rubber-covered sides.






myhomeschoolmath.com

What am I?

People hit me with a racket.
I have feathers on me.
I am not round and I am light.



myhomeschoolmath.com

What am I?

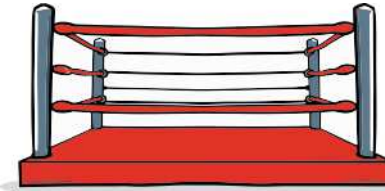
I am round and have
a net hanging down.
Players try to throw
a ball through me.



myhomeschoolmath.com

What am I?

I have a square shape
and ropes all around.
I have soft floor.
I am made for fighters
to compete.



myhomeschoolmath.com

What am I?

I am round and full of air.
I am orange.
People shoot me
through the hoop.



myhomeschoolmath.com

What am I?

I'm lying in the grass.
People strike a small ball
into me with the club.
There's a flag next to me.



myhomeschoolmath.com

END

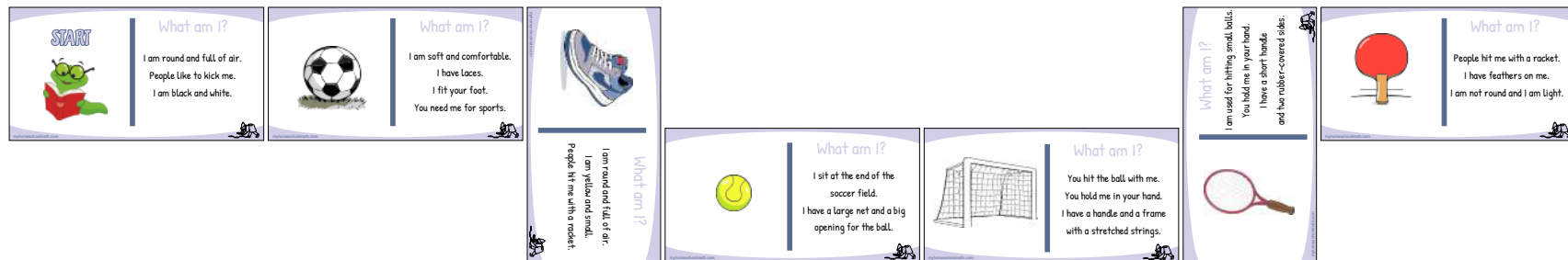


Domino Cards for Early Reading Comprehension

You can use the cards as a domino game or as separate cards, choose with your child the one that suits you best.


1. Children match descriptions to the pictures while playing a domino game.

Print the cards on thick paper and cut them out. Scatter the cards face up on the table and place START domino on the table. The child reads the text on the other side of the domino, guesses the answer and/or looks for a domino whose picture matches the text and connects two dominoes. Then the child (or the next child in the game) reads the text on the other side of the domino, says the answer and/or looks for a domino whose picture matches the text. The process continues until all dominoes are connected.



2. Children match descriptions to the pictures

Print the cards on thick paper and cut them out. Cut each card in half so that you have separate pieces of text and pictures. Spread the cards face up on the table. The child pulls out a card with the text, reads the task and finds the picture that matches the text.



Reading comprehension is the ability to read text, process it, and understand its meaning. It helps children expand their vocabulary, learn about the world, and understand complex concepts. It is the foundation for all other learning skills.