














# Picture Sudoku for Kids

Cut out the extra pieces and place them in the blank squares on the grid to solve the Sudoku. There should be only one of each kind in a row and in a column.

For repeated use, the cut-out pieces and the Sudoku templates can be laminated.

For a one-time activity, children can cut out the pieces and glue them in the correct places on the grid.





## Answer

